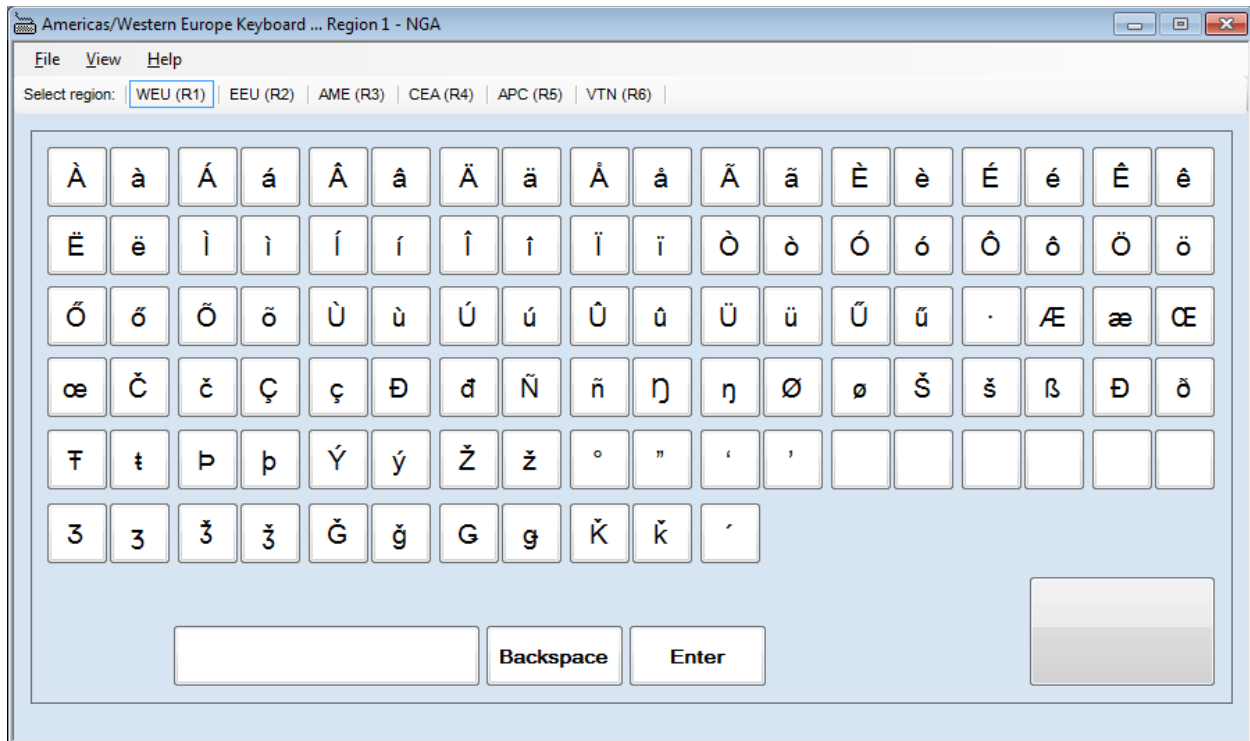


GeoNames Softcopy Keyboard



The keyboard was created to provide easy access to Romanized Unicode special characters and letter/diacritic combinations, and to maintain a uniform input of said characters when adding or editing entries in the Geographic Names Database (GNDB). The GNDB is the base for populating the GEOnet Names Server (GNS) dissemination database instance, made available to consumers of geographic names data and services.

Provided files:

The following files are provided and should reside together in the same folder for the keyboard to operate properly:

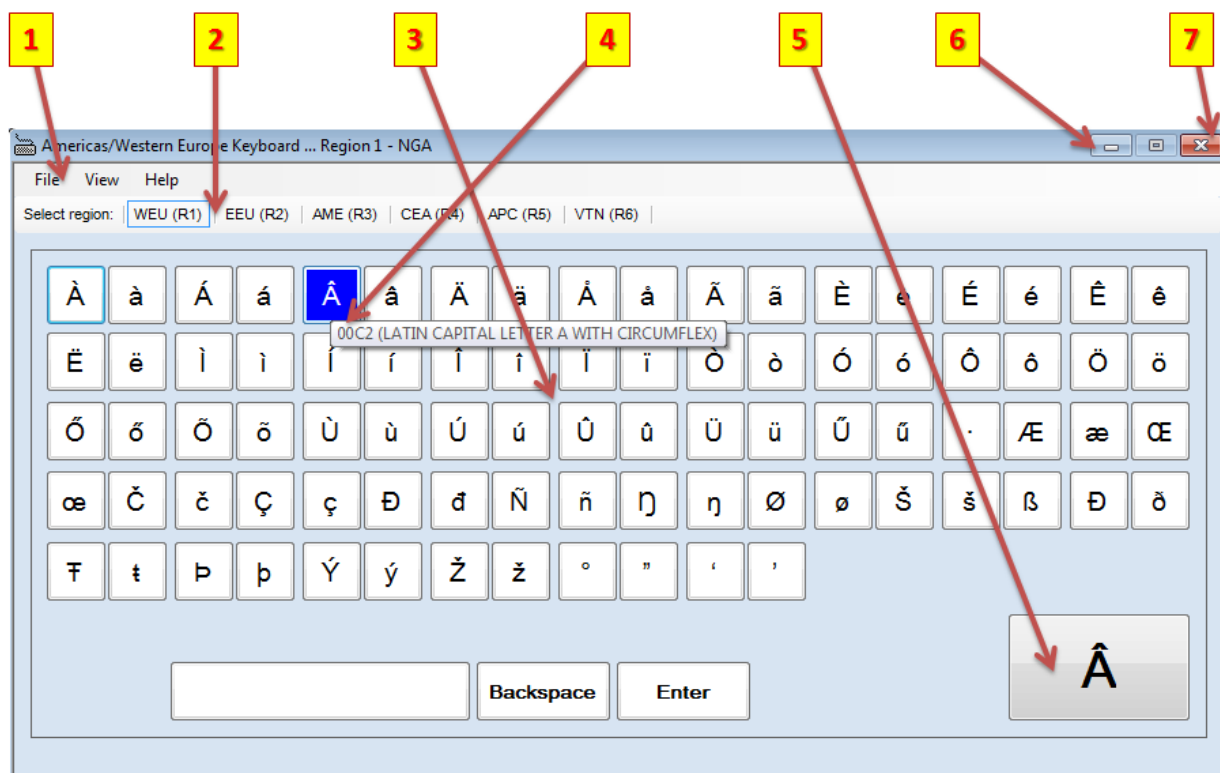
RegionalKB.exe	the keyboard executable
RegionalKeyboard.accdb	the main database file containing the character mapping
RegionalKeyboardEnv.accdb	the environment file that directs the keyboard executable to access the database file

Minimum system requirements:

- Any processor.
- Enough system memory to run the operating system at a comfortable pace.
- Microsoft Windows operating system is required for this release of the keyboard.

- Microsoft.NET Framework v3.5 is required for this release of the keyboard.
 - Comes standard with Microsoft Windows 7, but not with earlier releases of Microsoft Windows.
 - Assuming the path of the installed Microsoft Windows is "C:\windows", the Microsoft.NET full path would be "C:\windows\Microsoft.NET\Framework\v3.5".
- Microsoft Access 2003 with the compatibility pack, Microsoft Access 2007, or Microsoft Access 2010, is required for this release of the keyboard. If you don't have Microsoft Access installed, you can download Microsoft Access 2007 or 2010 Runtime from Microsoft's web site - <http://www.microsoft.com>.

Anatomy of the keyboard:



1	Menu bar
2	Language family region selection bar
3	Mapped keys
4	Unicode value of select key
5	Enlarged view of selected key
6	Minimize button
7	Close button (you can also close the keyboard by selecting "File > Exit")

Using the keyboard:

When you launch the keyboard, you'll notice one of the top bars named "Select Region" followed by six possible selections.

Regional Language Selection	Regional Language Selection Description
WEU (R1)	Americas/Western Europe Language Families
EEU (R2)	Eastern Europe Language Families
AME (R3)	Africa/Middle East Language Families
CEA (R4)	Russia/Central Asia Language Families
APC (R5)	Asia/Pacific Language Families
VTN (R6)	Vietnam Language Families

Note: These regional selections describe linguistic clusters of similar language families for shared special characters and letters with diacritics. They should not be interpreted as, for example, only those specific political entities (referred to as country/countries from here on) that fall in Western Europe and the Americas would be restricted to using the characters in WEU (R1). They should be interpreted, however, as any country that uses a similar language family, covered by the category WEU (R1), can use that category. So, if you have some countries in Africa with official languages such as English or French, then they would be coded with that category, and you can use WEU (R1) for search or input for these countries.

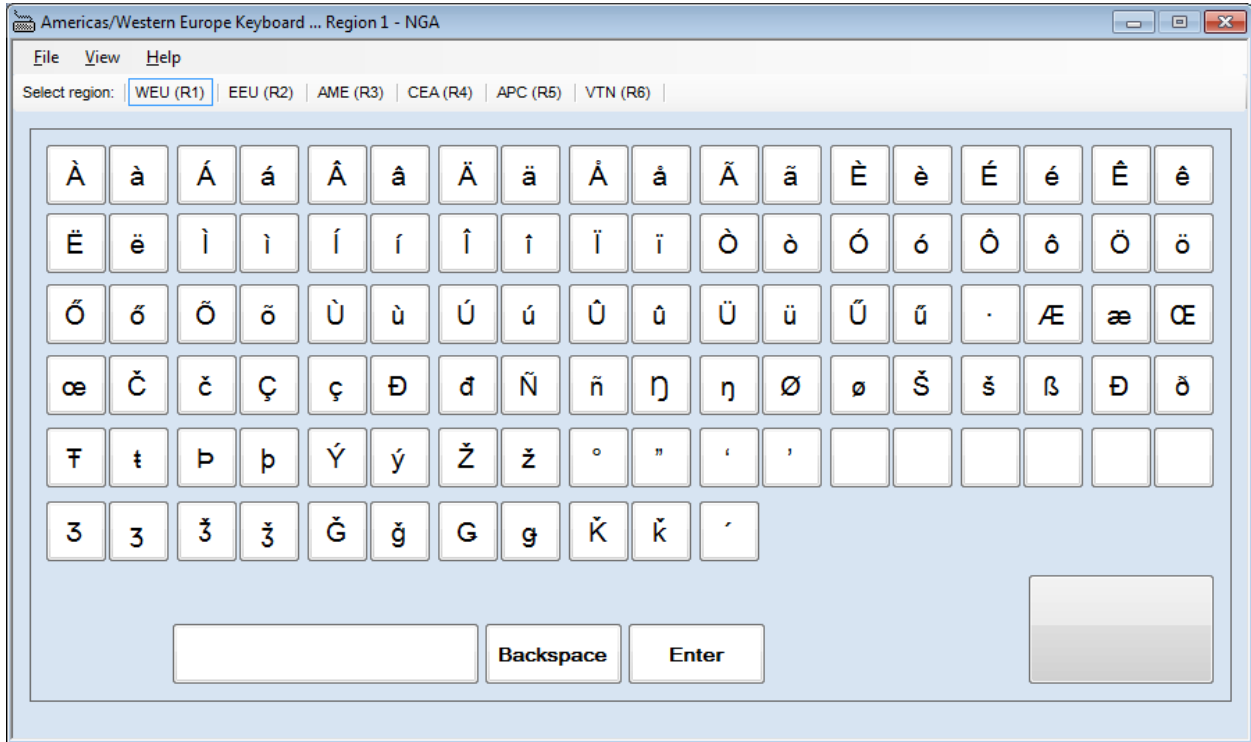
Once the keyboard is launch, clicking any application's input area would focus the keyboard and allow for its use. Typing on the physical keyboard takes precedence over the Regional Keyboard, and only when you click on characters on the Regional Keyboard that these characters are inserted where the cursor is located at the time.

You can adjust the size of the keyboard by selecting "View > Size" from the menu bar. Available sizes are:

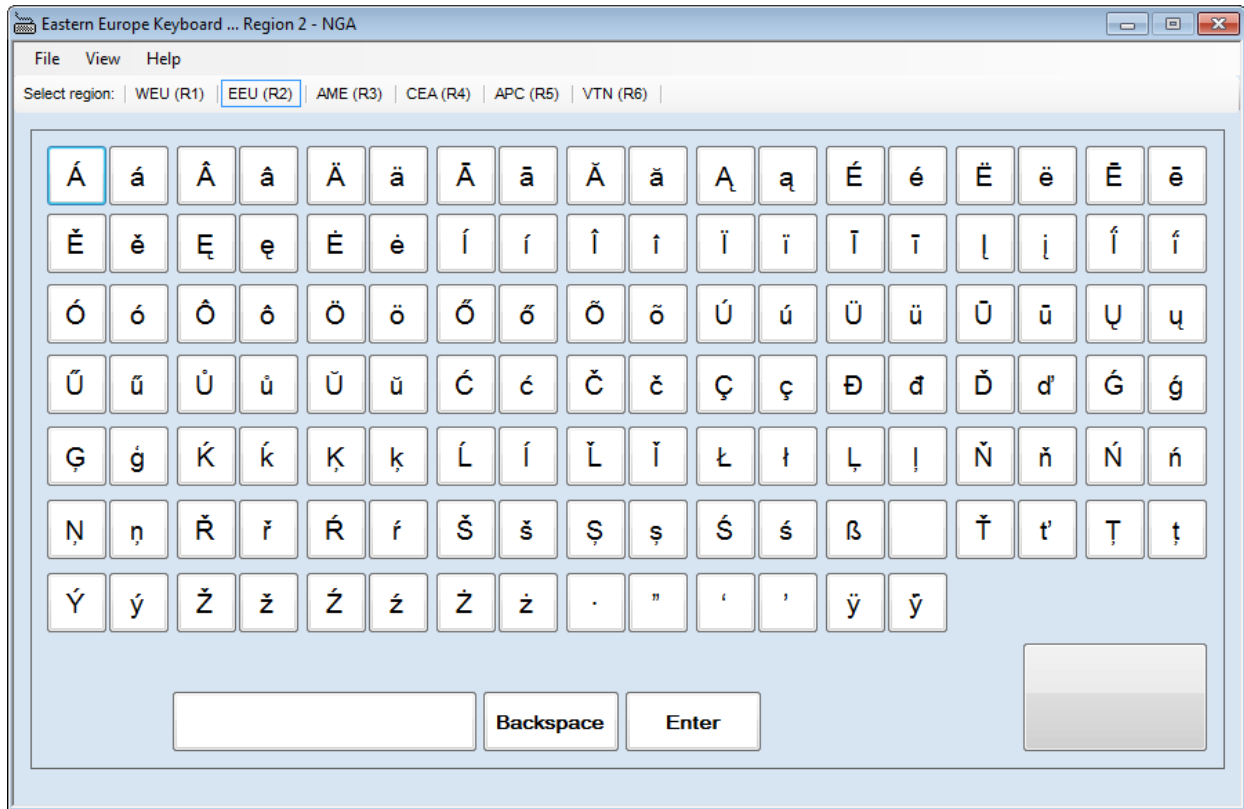
Large	125%
Normal	100%
Small	80%
Smaller	64%

Screen Shots

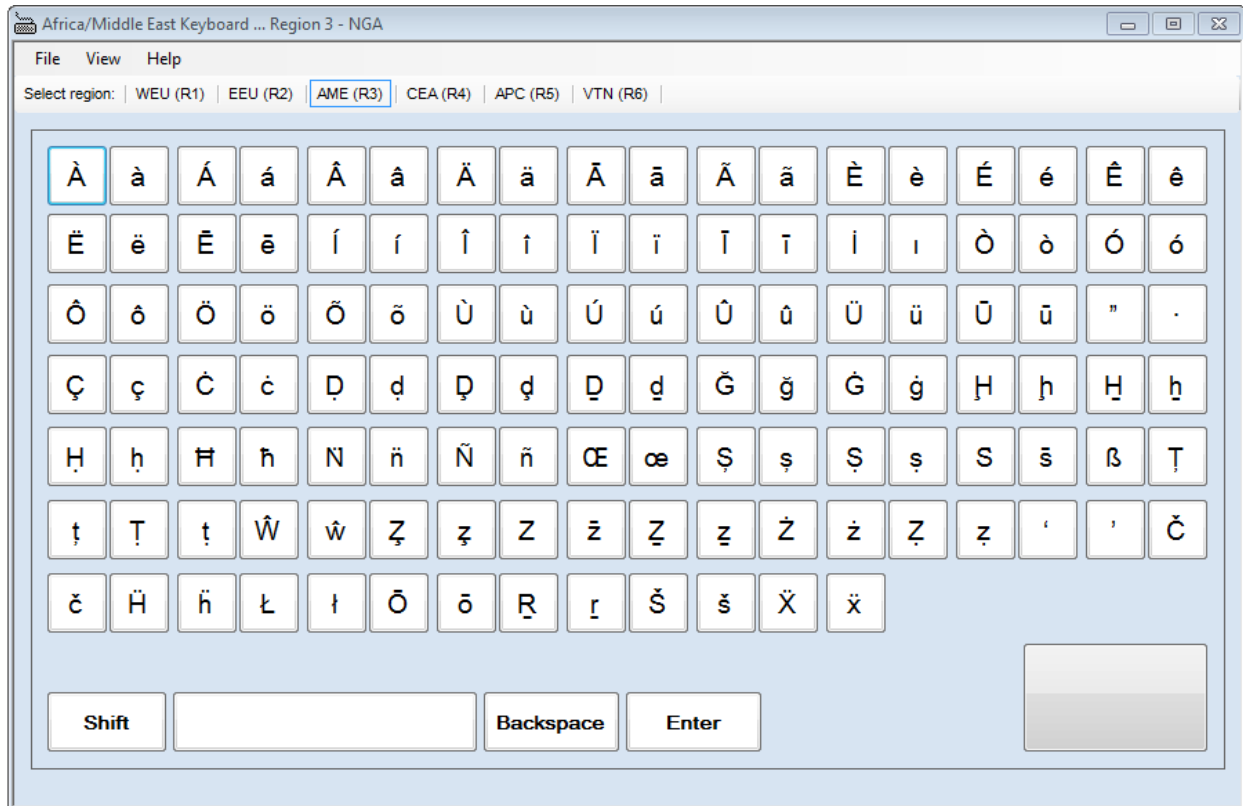
Americas/Western Europe Language Families - WEU (R1)



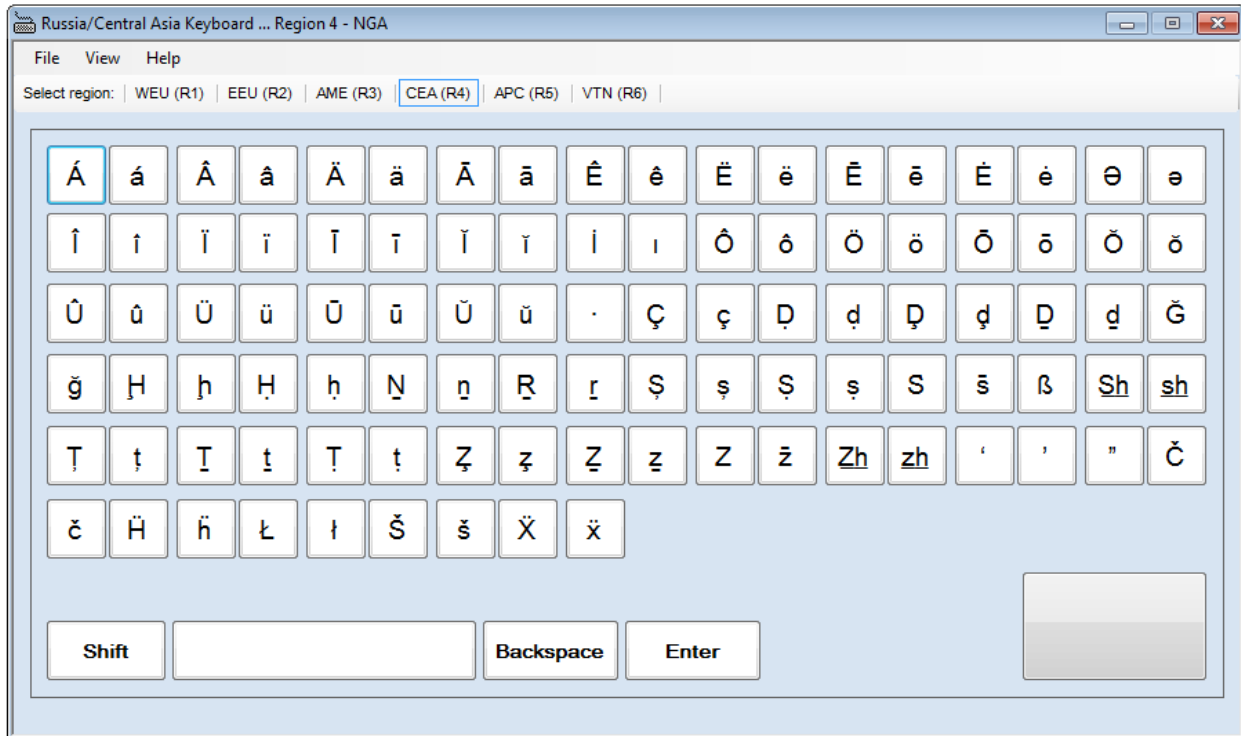
Eastern Europe Language Families - EEU (R2)



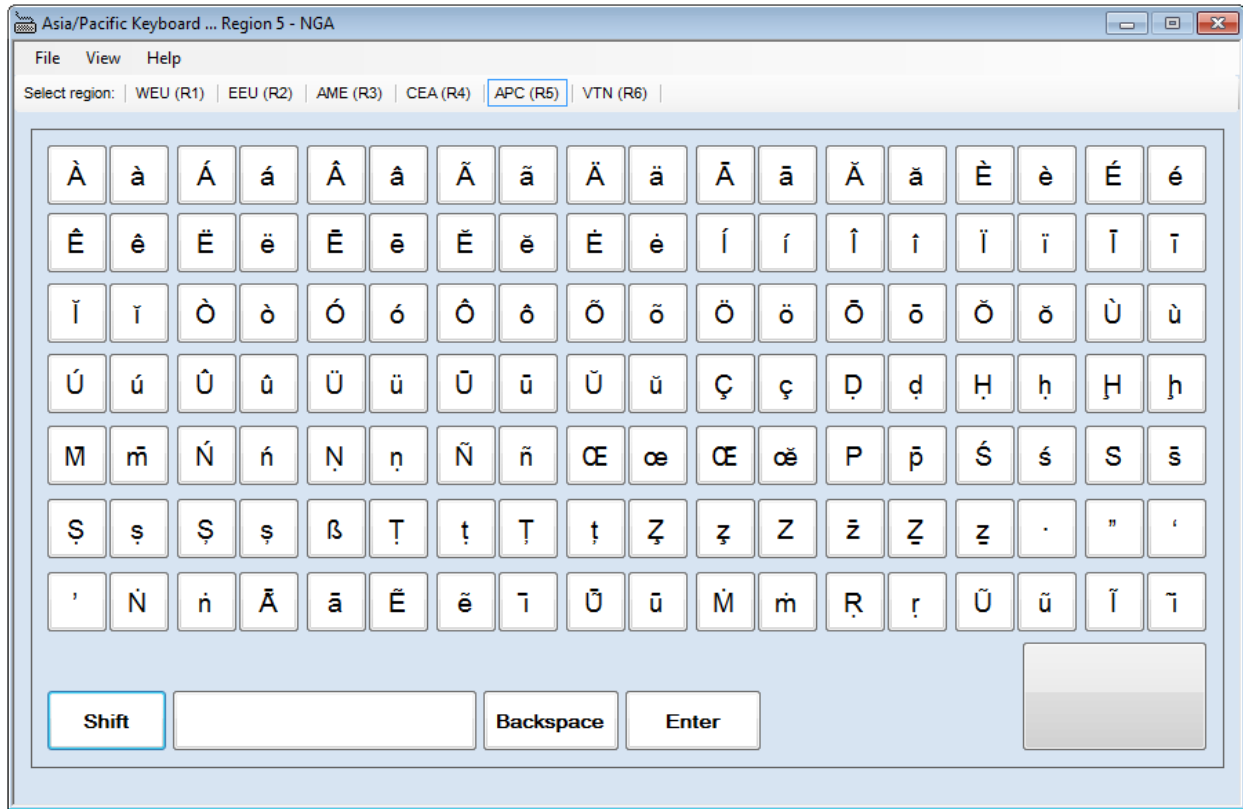
Africa/Middle East Language Families - AME (R3)



Russia/Central Asia Language Families - CEA (R4)



Asia/Pacific Language Families - APC (R5)



Vietnam - VTN (R6)

