

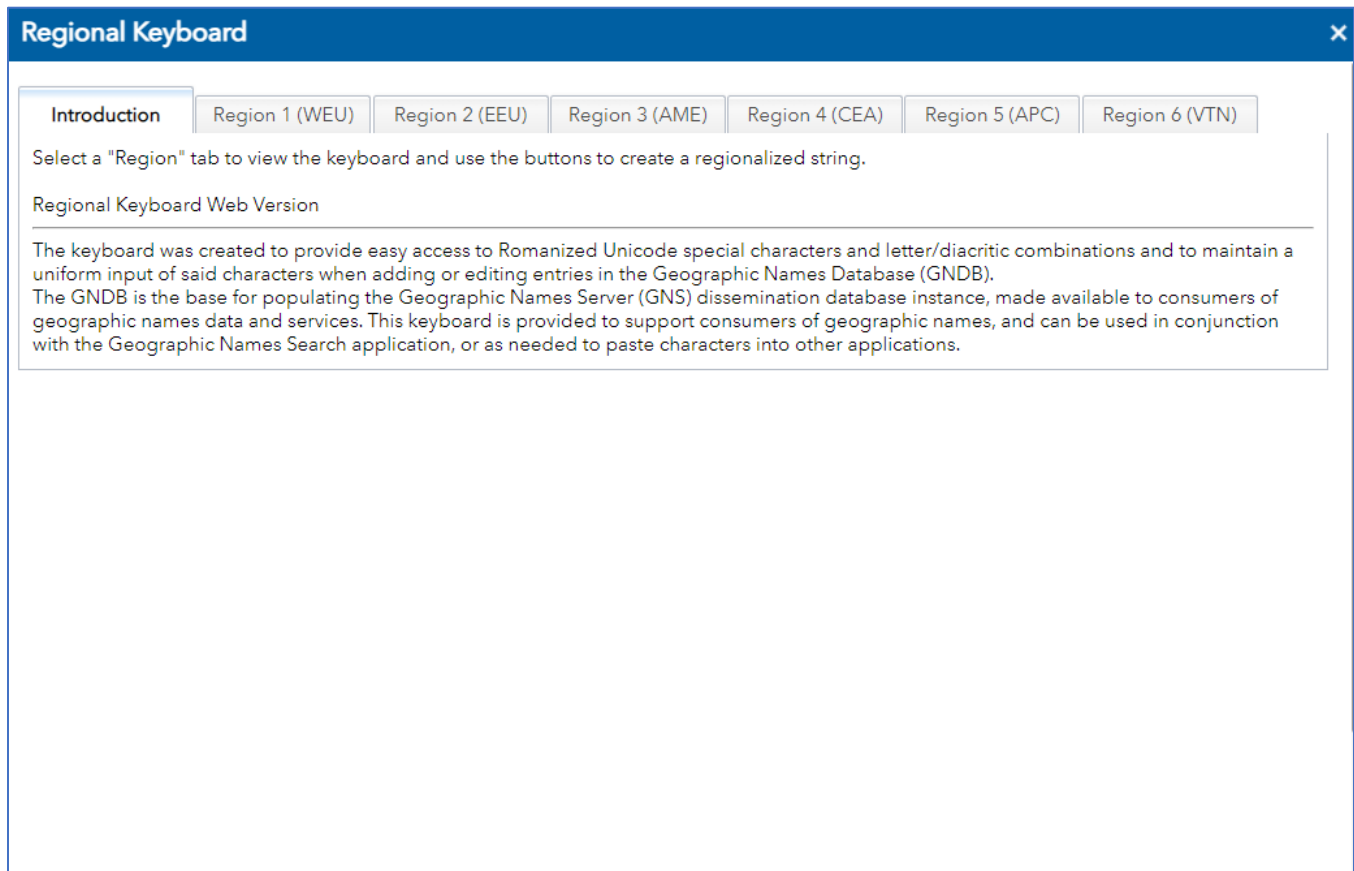
NGA FG Mod GeoNames Softcopy Keyboard: Web Version User Guide

Table of Contents

GeoNames Regional Keyboard	2
Minimum System Requirements	2
Anatomy of the Keyboard	3
Using the keyboard.....	4
Americas/Western Europe (WEA - R1).....	5
Eastern Europe (EEU - R2)	6
Africa/Middle East (AME - R3).....	7
Russia/Central Asia (CEA - R4)	8
Asia/Pacific (APC - R5)	9
Vietnam (VTN - R6)	10

GeoNames Regional Keyboard

The keyboard was created to provide easy access to Romanized Unicode special characters and letter/diacritic combinations, and to maintain a uniform input of said characters when adding or editing entries in the Geographic Names Database (GNDB). The GNDB is the base for populating the Geographic Names Server (GNS) dissemination database instance, made available to consumers of geographic names data and services.

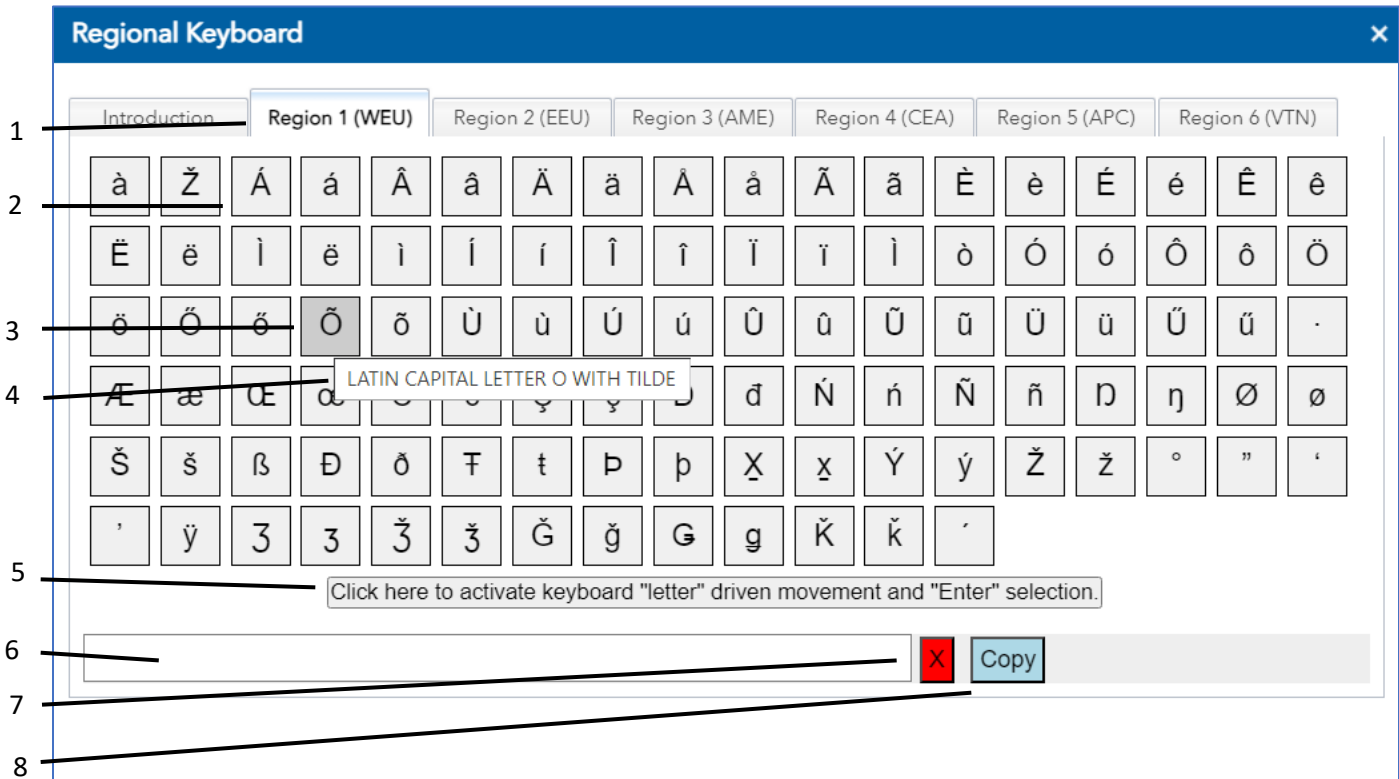


The screenshot shows a web application window titled "Regional Keyboard" with a close button (X) in the top right corner. Below the title bar is a navigation menu with seven tabs: "Introduction" (selected), "Region 1 (WEU)", "Region 2 (EEU)", "Region 3 (AME)", "Region 4 (CEA)", "Region 5 (APC)", and "Region 6 (VTN)". Below the tabs, there is a text instruction: "Select a 'Region' tab to view the keyboard and use the buttons to create a regionalized string." Below this is a section titled "Regional Keyboard Web Version" which contains the following text: "The keyboard was created to provide easy access to Romanized Unicode special characters and letter/diacritic combinations and to maintain a uniform input of said characters when adding or editing entries in the Geographic Names Database (GNDB). The GNDB is the base for populating the Geographic Names Server (GNS) dissemination database instance, made available to consumers of geographic names data and services. This keyboard is provided to support consumers of geographic names, and can be used in conjunction with the Geographic Names Search application, or as needed to paste characters into other applications."

Minimum System Requirements

- Any processor
- Any browser
- Enough system memory to run at a comfortable pace

Anatomy of the Keyboard



#	Description
1	Font Region Selector (Region 1 is active here)
2	Mapped Key Area
3	Key Hover Style
4	Description Tooltip (Hover over key to see)
5	Activate keyboard "letter" mode
6	Current text input box
7	Clear "x" button
8	Copy current text button
NOTE	A Shift key appears for Regions 3, 4 and 5 – depicting the "shifted" keys, see samples below

Using the keyboard

When downloading the keyboard, the .exe file must remain in the same location as the two accompanying .tsv files. Click the .exe file to launch the keyboard. After launching the keyboard, click a region tab to select a particular language / font region. The regions are described as follows.

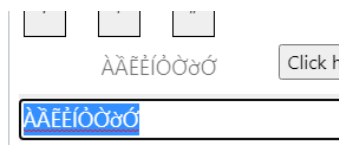
Region Selection	Description
Region 1 (WEU)	Americas/Western Europe
Region 2 (EEU)	Eastern Europe
Region 3 (AME)	Africa/Middle East
Region 4 (CEA)	Russia/Central Asia
Region 5 (APC)	Asia/Pacific
Region 6 (VTN)	Vietnam

Note: these regional selections describe linguistic clusters of similar language families for shared special characters and letters with diacritics. They should not be interpreted as, for example, only those specific political entities (referred to as country / countries from here on) that fall in Western Europe and the Americas would be restricted to using the characters in WEU (R1). Instead, any country that uses a similar language family, covered by the category WEU (R1), can use that category. So, if working on some countries in Africa with official languages such as English or French, then they would be coded with that category and WEU (R1) is a good choice for search or input for these countries.

Once the keyboard is launched, clicking any application's input area will focus the keyboard and allow keystrokes to be input to the focused application. Click a key on the regional keyboard to insert the Unicode values at the current cursor position. Typing on the computer keyboard will insert characters normally at the cursor location. The regional keyboard normally stays on top of other windows, to facilitate the typing of special characters even as other windows have the cursor focus.

Upon clicking the "Click here to activate keyboard 'letter' driven tabbing and 'Enter' selection" button, the user can press keyboard letters repeatedly to highlight and tab to similar letters (e.g., a, a, a, a). Upon pressing Enter the highlighted character will be added to the current text area.

Once text is present in the current text area, the user can click the textbox, thus automatically selecting all the characters, and then use the mouse drag-and-drop capability to copy the text to a new destination.



Americas/Western Europe (WEA - R1)

Regional Keyboard ✕

Introduction **Region 1 (WEU)** Region 2 (EEU) Region 3 (AME) Region 4 (CEA) Region 5 (APC) Region 6 (VTN)

à	Ž	Á	á	Â	â	Ă	ă	Å	å	Ă	ă	È	è	É	é	Ê	ê	
Ë	ë	Ì	ì	Í	í	Î	î	Ï	ï	Ì	ì	Ò	ó	Ô	ô	Ö		
ö	Õ	õ	Õ	õ	Ù	ù	Ú	ú	Û	û	Ü	ü	Û	ú	·			
Æ	æ	Œ	œ	Č	č	Ç	ç	Đ	đ	Ń	ń	Ñ	ñ	Ɔ	ɳ	Ø	ø	
Š	š	ß	Đ	đ	Ʀ	ʀ	ƀ	Ɓ	ɓ	Χ	χ	Ý	ý	Ž	ž	°	”	‘
’	ÿ	Ʒ	Ʒ	Ž	ž	Ğ	ğ	Ġ	ġ	Ķ	ķ							

[Click here to activate keyboard "letter" driven movement and "Enter" selection.](#)

✕ Copy

Eastern Europe (EEU - R2)

Regional Keyboard ✕

Introduction Region 1 (WEU) **Region 2 (EEU)** Region 3 (AME) Region 4 (CEA) Region 5 (APC) Region 6 (VTN)

Á	á	Â	â	Ä	ä	Å	å	Ă	ă	Ą	ą	É	é	Ë	ë	Ě	ě
Ě	ě	Ę	ę	È	è	Í	í	Î	î	Ī	ī	Ī	ī	Ĳ	ĳ	Ĭ	ĭ
Ó	ó	Ô	ô	Ö	ö	Õ	õ	Ő	ő	Ú	ú	Ü	ü	Ū	ū	Ų	ų
Ů	ů	Ű	ű	Ŭ	ŭ	Ć	ć	Č	č	Ç	ç	Đ	đ	Ď	ď	Ğ	ğ
Ġ	ġ	Ķ	ķ	Ķ	ķ	Ĺ	ĺ	Ľ	ľ	Ł	ł	Ł	ł	Ń	ń	Ņ	ņ
Ņ	ņ	Ř	ř	Ř	ř	Š	š	Ş	ş	Ś	ś	ß		Ť	ť	Ţ	ţ
Ý	ý	Ž	ž	Ž	ž	Ž	ž	·	”	‘	’	ÿ	ÿ				

[Click here to activate keyboard "letter" driven movement and "Enter" selection.](#)

✕ Copy

Africa/Middle East (AME - R3)

Regional Keyboard [X]

Introduction Region 1 (WEU) Region 2 (EEU) **Region 3 (AME)** Region 4 (CEA) Region 5 (APC) Region 6 (VTN)

À	à	Á	á	Â	â	Ã	ã	Ä	ä	Å	å	È	è	É	é	Ê	ê
Ë	ë	Ē	ē	Í	í	Î	î	Ï	ï	Ī	ī	Ĭ	ĭ	İ	ı	Ò	ò
Ó	ó	Ô	ô	Ö	ö	Õ	õ	Ù	ù	Ú	ú	Û	û	Ü	ü	Ū	ū
”	·	Ç	ç	Ć	ć	Đ	đ	Ð	ð	Ɖ	ɖ	Ǧ	ǧ	Ǵ	ǵ	Ҁ	ҁ
҂	҃	҄	҅	҆	҇	҈	҉	Ҋ	ҋ	Ǽ	ǽ	Ş	ş	Ş	ş	Š	š
ƀ	Ɓ	Ƃ	ƃ	Ƅ	ƅ	Ɔ	Ƈ	ƈ	Ɖ	Ɗ	Ƌ	ƌ	ƍ	Ǝ	Ə	Ɛ	Ƒ
’	Č	č	Ĥ	ĥ	Ł	ł	ε	ε	Ō	ō	Ṛ	ṛ	Š	š	Ẋ	ẋ	

SHIFT [Click here to activate keyboard "letter" driven movement and "Enter" selection.](#)

[X] Copy

Regional Keyboard [X]

Introduction Region 1 (WEU) Region 2 (EEU) **Region 3 (AME)** Region 4 (CEA) Region 5 (APC) Region 6 (VTN)

٠	١	٢	٣	٤	٥	٦	٧	٨	٩
٠	١	٢	٣	٤	٥	٦	٧	٨	٩

SHIFT [Click here to activate keyboard "letter" driven movement and "Enter" selection.](#)

Russia/Central Asia (CEA - R4)

Regional Keyboard [X]

Introduction Region 1 (WEU) Region 2 (EEU) Region 3 (AME) **Region 4 (CEA)** Region 5 (APC) Region 6 (VTN)

Á	á	Â	â	Ä	ä	Ã	ã	Ê	ê	Ë	ë	Ē	ē	É	é	Ə	ə				
Î	î	İ	ı	Ĭ	ĩ	Ĳ	ı̇	İ	ı	Ô	ô	Ö	ö	Õ	õ	Ǫ	ǫ				
Û	û	Ü	ü	Ū	ū	Ŭ	ŭ	·	Ç	ç	Đ	đ	Ð	ð	Ɖ	ɖ	Ǧ				
ǧ	Ɔ	ɔ̇	Ɔ	ɔ̇	Ɔ	ɔ̇	Ɔ	ɔ̇	Ɔ	ɔ̇	Ɔ	ɔ̇	Ɔ	ɔ̇	Ɔ	ɔ̇	Ɔ	ɔ̇	Ɔ	ɔ̇	
Ɔ	ɔ̇	Ɔ	ɔ̇	Ɔ	ɔ̇	Ɔ	ɔ̇	Ɔ	ɔ̇	Ɔ	ɔ̇	Ɔ	ɔ̇	Ɔ	ɔ̇	Ɔ	ɔ̇	Ɔ	ɔ̇	Ɔ	ɔ̇
Ɔ	ɔ̇	Ɔ	ɔ̇	Ɔ	ɔ̇	Ɔ	ɔ̇	Ɔ	ɔ̇	Ɔ	ɔ̇	Ɔ	ɔ̇	Ɔ	ɔ̇	Ɔ	ɔ̇	Ɔ	ɔ̇	Ɔ	ɔ̇
Ɔ	ɔ̇	Ɔ	ɔ̇	Ɔ	ɔ̇	Ɔ	ɔ̇	Ɔ	ɔ̇	Ɔ	ɔ̇	Ɔ	ɔ̇	Ɔ	ɔ̇	Ɔ	ɔ̇	Ɔ	ɔ̇	Ɔ	ɔ̇
Ɔ	ɔ̇	Ɔ	ɔ̇	Ɔ	ɔ̇	Ɔ	ɔ̇	Ɔ	ɔ̇	Ɔ	ɔ̇	Ɔ	ɔ̇	Ɔ	ɔ̇	Ɔ	ɔ̇	Ɔ	ɔ̇	Ɔ	ɔ̇
Ɔ	ɔ̇	Ɔ	ɔ̇	Ɔ	ɔ̇	Ɔ	ɔ̇	Ɔ	ɔ̇	Ɔ	ɔ̇	Ɔ	ɔ̇	Ɔ	ɔ̇	Ɔ	ɔ̇	Ɔ	ɔ̇	Ɔ	ɔ̇

Click here to activate keyboard "letter" driven movement and "Enter" selection.

SHIFT

X Copy

Regional Keyboard [X]

Introduction Region 1 (WEU) Region 2 (EEU) Region 3 (AME) **Region 4 (CEA)** Region 5 (APC) Region 6 (VTN)

·	١	٢	٣	٤	٥	٦	٧	٨	٩
·	١	٢	٣	٤	٥	٦	٧	٨	٩

SHIFT

Click here to activate keyboard "letter" driven movement and "Enter" selection.

Asia/Pacific (APC - R5)

Regional Keyboard [X]

Introduction Region 1 (WEU) Region 2 (EEU) Region 3 (AME) Region 4 (CEA) **Region 5 (APC)** Region 6 (VTN)

À	à	Á	á	Â	â	Ã	ã	Ä	ä	Å	å	Ă	ă	È	è	É	é	
Ê	ê	Ë	ë	Ē	ē	Ě	ě	È	è	Ĕ	ĕ	Í	í	Î	î	Ï	ï	
Ī	ī	Ĭ	ĭ	Ò	ò	Ó	ó	Ô	ô	Õ	õ	Ö	ö	Ō	ō	Ǫ	ǫ	
Ù	ù	Ú	ú	Û	û	Ü	ü	Ū	ū	Ŭ	ŭ	Ç	ç	Đ	đ	Ħ	ħ	
Ĥ	ĥ	Ł	ł	Ĭ	ĭ	Ṁ	ṁ	Ṃ	ṃ	Ṅ	ṅ	Ṇ	ṇ	Ṉ	ṉ	Ñ	ñ	
Œ	œ	Ǽ	ǽ	Ṗ	ṑ	Ś	ś	Ŝ	ŝ	Ş	ş	Ş	ş	ß	Ṭ	ṭ	Ṫ	
Ṫ	ṫ	Ẑ	ẑ	Ẓ	ẓ	Ẕ	ẕ	·	”	‘	’	Ṇ	ṅ	Ă	ă	Ě	ě	Ī
Ū	ū	Ṁ	ṁ	Ṃ	ṃ	Ṫ	ṫ	Ŭ	ŭ	Ĭ	ĭ							

SHIFT [Click here to activate keyboard "letter" driven movement and "Enter" selection.](#)

[X] Copy

Regional Keyboard [X]

Introduction Region 1 (WEU) Region 2 (EEU) Region 3 (AME) Region 4 (CEA) **Region 5 (APC)** Region 6 (VTN)

零	一	二	三	四	五	六	七	八	九	十	百	千
---	---	---	---	---	---	---	---	---	---	---	---	---

SHIFT [Click here to activate keyboard "letter" driven movement and "Enter" selection.](#)

Vietnam (VTN - R6)

Regional Keyboard
✕

Introduction

Region 1 (WEU)

Region 2 (EEU)

Region 3 (AME)

Region 4 (CEA)

Region 5 (APC)

Region 6 (VTN)

À	à	Á	á	Â	â	Ã	ã	Ä	ä	Ạ	ạ	Ă	ă	Ǻ	ǻ	Ǽ	ǽ		
Ā	ā	Ă	ă	Ǻ	ǻ	Ǽ	ǽ	Ǻ	ǻ	Ǽ	ǽ	Ǻ	ǻ	Ǽ	ǽ	È	è		
É	é	Ê	ê	Ë	ë	È	è	Ě	ě	Ě	ě	Ë	ë	É	é	Ě	ě		
È	è	Ě	ě	Ì	ì	Í	í	Î	î	Ï	ï	İ	ı	!	!	Ò	ò		
Ó	ó	Ô	ô	Õ	õ	Ö	ö	Ơ	ơ	Ớ	ớ	Ớ	ớ	Ộ	ộ	Ồ	ồ		
Ó	ó	Ò	ò	Ớ	ớ	Ở	ở	Ờ	ờ	Ỡ	ỡ	Ỡ	ỡ	Ù	ù	Ú	ú		
Û	û	Ũ	ũ	Ư	ư	Ụ	ụ	Ừ	ừ	Ứ	ứ	Ừ	ừ	Ừ	ừ	Ự	ự		
Ừ	ừ	Ỡ	ỡ	Ỡ	ỡ	Ỡ	ỡ	Ỡ	ỡ	Ỡ	ỡ	Ỡ	ỡ	Ỡ	ỡ	Đ	đ	Œ	œ
‘	’	”																	

Click here to activate keyboard "letter" driven movement and "Enter" selection.

✕
Copy